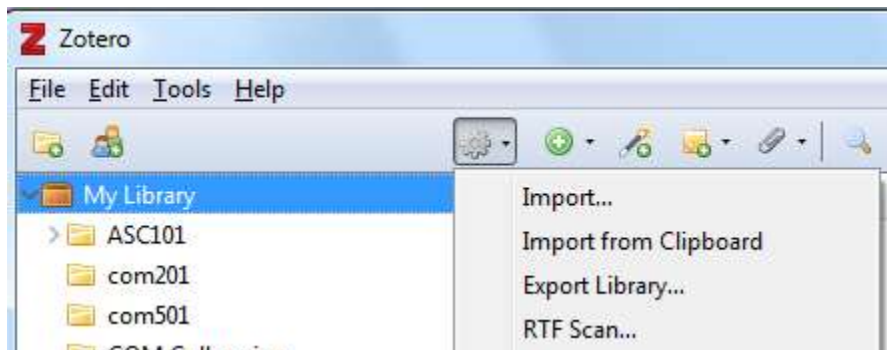
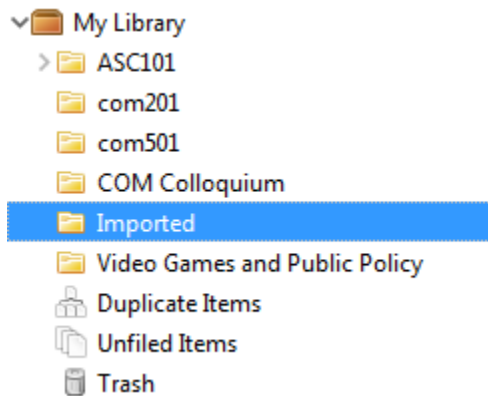


Importing your references to Zotero

1. Click the options button (gear icon) and select **Import**



2. In the file explorer, navigate to where your Exported Refworks .txt file is saved, and select it. The references will import to a new folder with the name of the .txt file.

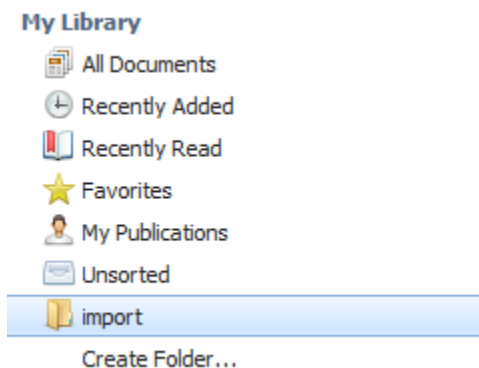


Importing your references to Mendeley

1. In Mendeley, click **Create a Folder** to make a new location for your imported references.



2. Click on the new folder to make that the active location



3. Click **Add Files**, navigate to where your Exported Refworks .txt file is saved, and select it. Your references will import in the folder.

